




SPARKLIEST GLITTERIEST TIARA YOU'VE EVER SEEN

Let's create your own "Sparkliest Glitteriest Tiara You've Ever Seen" like the one worn by Precious Templeton in the all-new short, *Precious Templeton: A Pony Tale*.*

YOU WILL NEED:

- 1 piece of paper (any color)
- scissors
- glitter
- liquid glue
- paintbrush
- pencil with eraser
- newspaper (or any scrap paper)
- stapler



STEP 1:

Let's make your own Sparkliest Glitteriest Crown You've Ever Seen! Get a blank piece of 8.5" x 11" paper and fold it half the long way. Thicker paper would be best.

STEP 2:

Draw the outline of your dream crown on one side of the sheet of paper, leaving a one-inch border all the way around. Make sure the dips and points are above the one-inch border.

STEP 3:

Carefully cut out the crown outline you just made. Make sure you cut through both sheets of the folded paper. You should have two equal halves of crown now!

STEP 4:

It's time to staple! Overlap an edge of one half of the crown with the edge of the other half. Staple them together! But, don't staple the other side just yet.

*Bonus features are only available at select digital retailers. Check retailer for details.



SPARKLIEST GLITTERIEST CROWN YOU'VE EVER SEEN



STEP 5:


Put down some scrap paper for this next part or it's gonna get sticky! Place your crown on top. Squeeze liquid glue all over one side of your crown and spread it around with a paintbrush.



STEP 6:

Glitter it up! Dust as much glitter as you want all over the crown. Do it quickly, before the glue dries. Spread the glitter around to cover the whole crown. Wait for at least 15 minutes for the glue to dry.

Once the glue is dry, lift up your crown and shake the excess glitter off. If it's not glittery enough for you yet, repeat the glueing and glittering process until it sparkles as much as you want! Make sure the glitter crown is dry before you repeat the process.



STEP 7:

Now that your crown is sparkly and shining, loop it into a circle and staple the remaining ends shut.



STEP 8:

TA-DA!

The Sparkliest Glitteriest Crown You've Ever Seen is all yours! Wear it like a BOSS and Watch the all-new short, *Precious Templeton: A Pony Tale**

*Bonus features are only available at select digital retailers. Check retailer for details.

